


RS-422 INPUT CONVERSION AND DISTRIBUTION MODULES

MODEL 9200-2000

Features

- Single height module
- Hot swappable
- Up to 35 Mbps operation
- Independent input channels
 - ◆ RS-422 level signals
 - ◆ Triax connectors
 - ◆ 120 ohm input termination
 - ◆ Activity LEDs
- Independent output channels
 - ◆ TTL
 - ◆ RS-422
 - ◆ RS-232
 - ◆ ECL
 - ◆ LVDS
 - ◆ Fiber optics
 - ◆ RS-530
 - ◆ RS-485
- Low throughput latency
 - ◆ <10 msec
- Input and Output Inversion
 - ◆ Jumper selectable
 - ◆ Remotely selectable
- Drives the backplane buses
 - ◆ Daisy chain bus
 - ◆ Global bus




General Description

The GDP Model 9200-2000 series RS-422 Input Distribution and Conversion Modules accept and convert RS-422 level input signals and provide one or more copies of these signals at various signal levels while simultaneously providing these signals to the buses on the backplane for mass distribution. The 2000 series modules are pluggable and hot-swappable. Refer to figure 1 on the next page for a sample block diagram of the Model 9200-2000 series modules.

The Model 9200-2000 series modules are designed to operate in the GDP Model 9200 Conversion and Distribution chassis. The Model 9200 is a modular product that is scalable and can be user configured to convert and/or distribute a large selection of data channels. These units are designed to be a cost-effective and flexible solution to a wide range of signal conversion and distribution applications.

The 2U 19" rackmount unit can hold up to 16 various single-height modules, each with the ability to accept and properly terminate a variety of signal types and then convert these signals to other industry standards. The chassis also provides a variety of global and daisy-chain buses so that signals can be received by one module and then sent to other modules in the chassis to address signal distribution applications. This equipment incorporates the latest trends in high speed interconnect technologies, next generation processors, and improved reliability, availability and serviceability.



RS-422 INPUT CONVERSION AND DISTRIBUTION MODULES

MODEL 9200-2000

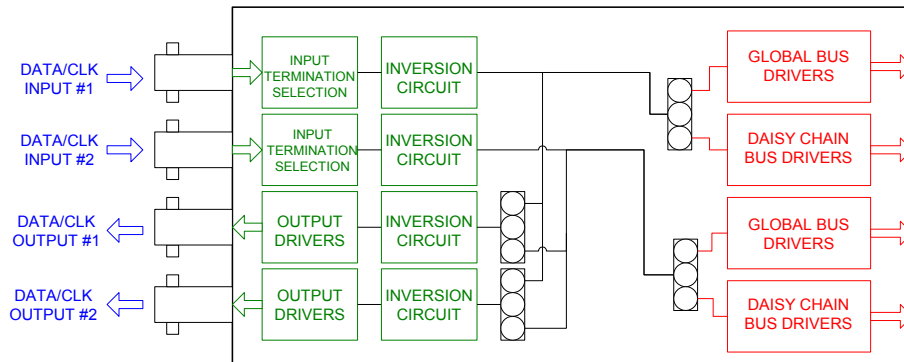


Figure 1: Block Diagram of a Typical Module

Specifications

Electrical

- 1 or more independent channels of RS-422 level signals
- 0 bps to 35 Mbps per channel
- Triax connectors
- 120 ohm input impedance

Mechanical

- 180.6mm x 73.5mm (7.1" x 2.9")

Remote Interfacing

- Ethernet Remote Control (optional)

Environmental

- Operating
 - ◆ Temperature: 0°C to +55°C
 - ◆ 5% to 95% Relative Humidity, non-condensing (operating)
- Non-operating
 - ◆ Temperature: -40°C to +85°C (storage)
 - ◆ 5% to 95% Relative Humidity, non-condensing (storage)

Ordering Information

The ordering part number is comprised of the Model 9200 followed by a series of four numbers. Below is a description of these four numbers followed by an I/O numbering key.

Model 9200- (Input Type, # of Inputs, Output Type, # of Outputs)

The following table is an example of some of the available Series 2000 modules.

I/O Type	Number
TTL	1
RS-422	2
RS-232	3
Analog	4
RS-485	5
ECL	6
LVDS	7
Time Code	8
Fiber	9

Part Number	Input Type	Quantity	Output Type	Quantity	Bit rates
9200-0024	N/A	0	RS-422/BNC	4	0 to 35 Mbps
9200-2113	RS-422/Triax	1	TTL/BNC	3	0 to 35 Mbps
9200-2123	RS-422/Triax	1	RS-422/Triax	3	0 to 35 Mbps
9200-2133	RS-422/Triax	1	RS-232/BNC	3	0 to 10 Mbps
9200-2212	RS-422/Triax	2	TTL/BNC	2	0 to 35 Mbps
9200-2222	RS-422/Triax	2	RS-422/Triax	2	0 to 35 Mbps
9200-2232	RS-422/Triax	2	RS-232/BNC	2	0 to 10 Mbps
9200-2291	RS-422/Triax	2	Fiber Optic	1	0 to 35 Mbps

110315

Recognizing that no standard product meets all the needs of all users, GDP offers to provide units tailored to unique applications.

This data sheet is not intended to create any warranty, express or implied. Specifications may change without notice.