
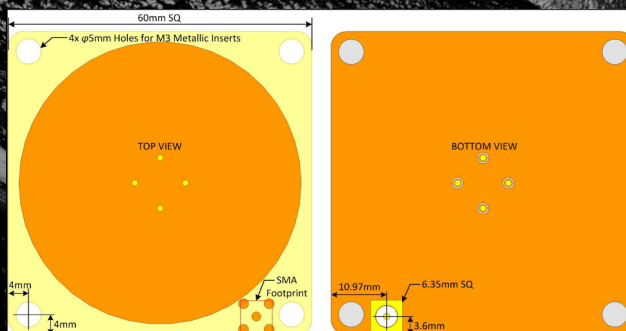
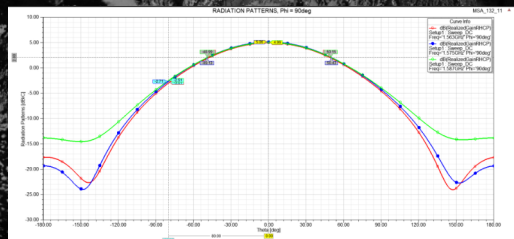
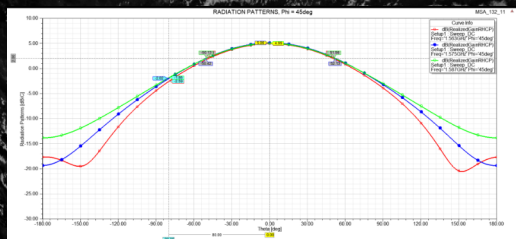
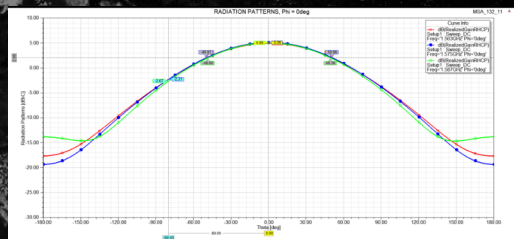
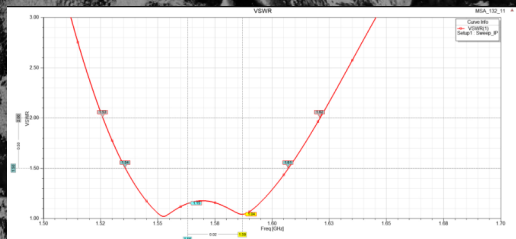


# L Band Patch Antennas



Parameters	Description
Frequency Band	1563-1587MHz
RF Bandwidth	30MHz(VSWR ≤ 2.0:1)
Peak Gain	5.0dBic
Half-Power Beamwidth	100°
Polarisation	Right-Handed Circular
Power-Handling	5W CW Typ.
Configuration	Multilayer Space Qualified PCBs, 4x3M3 Metallic Inserts
Connector	Surface-Mount SMA
Footprint	60mm x 60mm x 5.4mm, Excl. Connector
Mass	<100g



# Experienced at different

