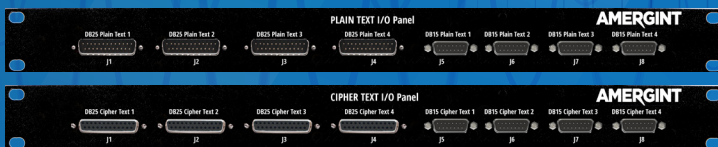


Seamlessly update your control center's serial COMSEC

Enables a drop-in replacement of your MYK-16s and MYK-17s with the KIV-7MS

Pin-for-Pin compatible with your existing cables

Fully compatible with your existing software

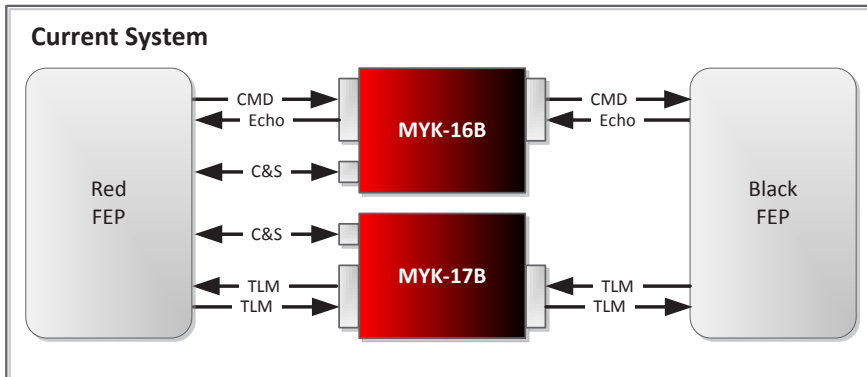


COMSEC CONVERTER AT-CC-160-2

- **Legacy MYK-16 and MYK-17.** Many satellite control centers use the MYK-16 and MYK-17 for command encryption and telemetry decryption.
- **KIV-7MS.** The KIV-7MS has serial traffic interfaces like the MYK units, and it supports the same COMSEC algorithms. This allows the KIV-7MS to replace the legacy MYK units.
- **COMSEC Converter.** Our 3U COMSEC Converter takes the hassle out of migrating to the KIV-7MS. Our alacarte design provides three separate 1U panels that can be purchased as needed for unique program requirements. The Embedded Processor Chassis (EPC) for control and status conversion, a connector interface panel for plain-text connections, and cypher-text connector interface panel.
- **Quad Channel Support.** Each KIV-7MS supports two independent COMSEC channels. The rackmount chassis for the KIV-7MS allows two KIV-7MS units to be mounted side-by-side in a 1U space. A single COMSEC Converter pairs with a fully populated KIV-7MS rack mount chassis to replace any combination of four MYK-16s or MYK-17s.
- **Traffic Conversion.** Simply move the MYK-16B and/or MYK-17B cables to the appropriate COMSEC Converter Plain-Text / Cypher-Text connector panels. These panels provide identical connector types and pinouts that match the legacy MYKs. The panels host connector cables that mate directly to the KIV-7MS connectors.
- **Red-Black Separation.** Cypher text and plain text traffic connections and cabling are physically separated on dedicated I/O panels which can be mounted as required to meet your site requirements.
- **MYK-16B Modes.** Command (Ternary Interface) and Command Echo (Gated Binary Interface) are supported.
Note: Vehicle-Sim Authentication Mode is not supported at this time.
- **M&C Conversion.** The COMSEC Converter's Embedded Processor Chassis converts the legacy RS-232 control and status to the HTTP based protocol used by the KIV-7MS. Your existing software that controls the MYK-16 and MYK-17 is unchanged. The COMSEC Converter Embedded Processor Chassis supports four independent M&C channels.
Note: The native web-based HMI for the KIV-7MS is used to setup the channel algorithm and key block assignment
- **Future Migration.** Upgrade your FEPs and monitor/control software in the future to directly connect to the KIV-7MS or move forward to the KS-252. At that time, just unplug and toss the COMSEC Converter. In the meantime, seamlessly replace your MYK-16 and MYK-17 units with no control center hardware or software changes.

COMSEC CONVERTER

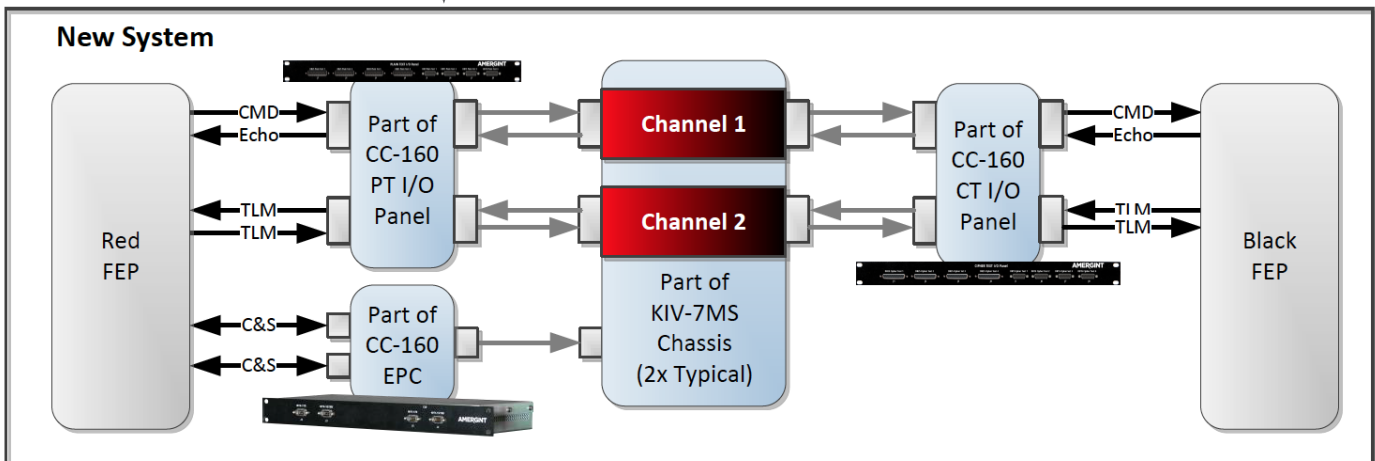
AT-CC-160-2



Three 1RU Rack Mount chassis.
Each AT-CC-160-2 COMSEC Converter mounts at the rear of your equipment rack, behind the KIV-7MS.

Use your existing cabling.
The COMSEC converter's rear panel connectors match your MYK-16 and MYK-17 rear panel connectors.

Use your existing software.
Translation of MYK control/status messages maintains your existing software interfaces.



Key Functions	Specifications
Quad Channel	Channel 1 - MYK-16B or MYK-17B Channel 2 - MYK-16B or MYK-17B Channel 3 - MYK-16B or MYK-17B Channel 4 - MYK-16B or MYK-17B
MYK-16B Modes	Command Encrypt (Ternary) Command Echo Decrypt (Gated Binary)
MYK-17B Modes	Telemetry Decrypt Simulated Telemetry Encrypt
MYK-16B Control/Status	Key Selection Mode Selection Alarms Pattern Retrieval
MYK-17B Control/Status	Key Selection Mode Selection Alarms Pattern Retrieval
Other	Physical Isolation of Red-Black Traffic Mounts at Rear of Rack (Behind KIV-7MS)

Interfaces	Specifications
MYK-16B Connectors (Pin-Compatible)	DB-25F RS-422 Cipher-Text Traffic DB-25M RS-422 Plain-Text Traffic DB-9M RS-232 Control/Status
MYK-17B Connectors (Pin-Compatible)	DB-15M RS-422 Cipher-Text Traffic DB-15M RS-422 Plain-Text Traffic DB-9M RS-232 Control/Status
KIV-7MS Connectors	VHDCI RS-422 Cipher-Text Traffic VHDCI RS-422 Plain-Text Traffic RJ-45 Ethernet Control/Status

Physical/Environmental	Specifications
Dimensions	1.75" (H) x 6" (D) x 17.5" (W)
Power	120 VAC, 50/60 Hz, 5 Watts
Temperature	5-30°C Operating 0-35°C Non-Operating
Humidity	< 90% Non-Condensing
MTBF @ 30°C	> 300,000 Hours